

Problem:

The gas pedal of your T-LCM is working randomly, sometimes gets stuck at 50%, 100%. Disconnect and reconnect solves the issue but temporarily only.

An update may be necessary. The following steps will help you in this task. Be sure to respect them.

- **In case you think you are not able to perform these operations, please contact Support.**
- **In case you do not notice any improvement at the end of the procedure, please contact Support.**

1- Preparation:

- a) Disconnect all your THRUSTMASTER devices
- b) In case you have already installed the drivers for a TH8 or a T-LCM in your PC, go to step d)
- c) Go to the webpage <https://support.thrustmaster.com/en/product/th8a-en/> to download the driver package **PACKAGE 2021 TH8RS 1** (for TH8). Install the package. Restart your PC.
- d) Drop the attached file **TLCMPEDALS_S32F373_v2_03.tmf** in the directory **C:\Program Files\Guillemot\tmfwupdater\firmware**

2- Connect the T-LCM in “boot mode”, for that:

Connect the USB cable to the back of the T-LCM. Press and hold the pairing button and connect the USB cable to your computer.
The led should be off.





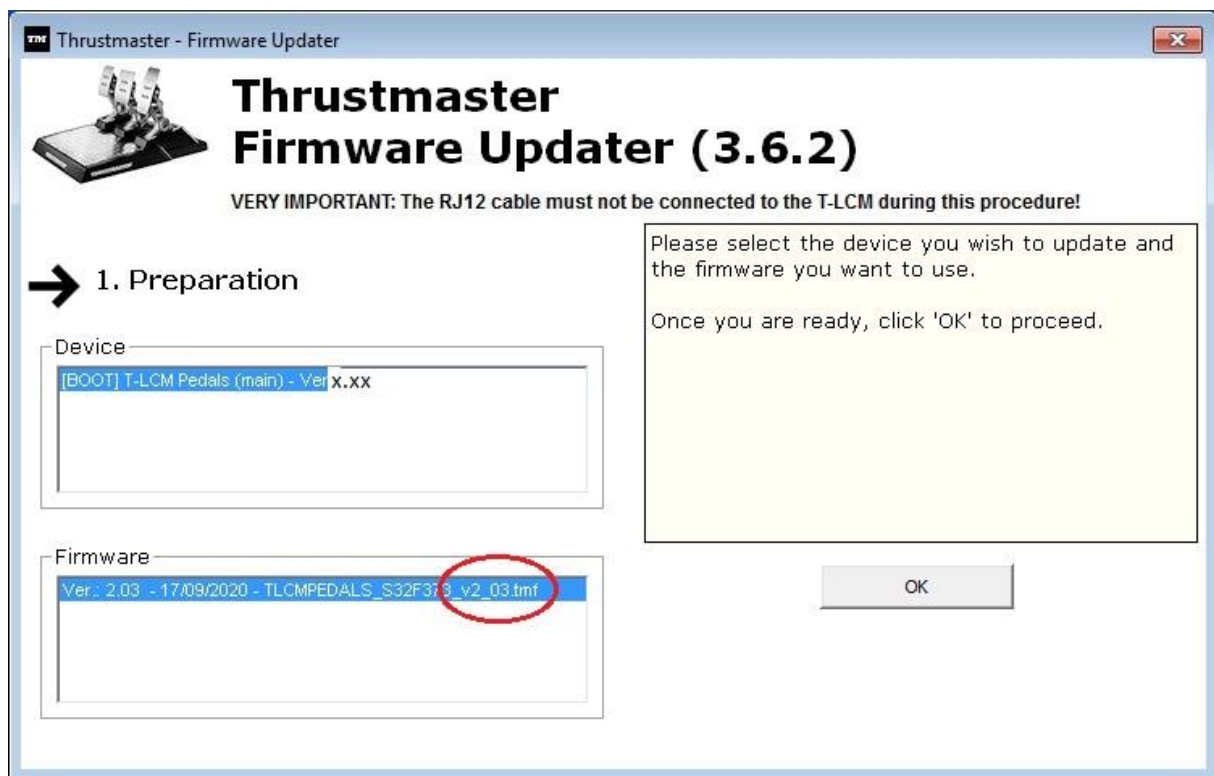
3- Perform the update

Open the **TM Firmware Updater** program

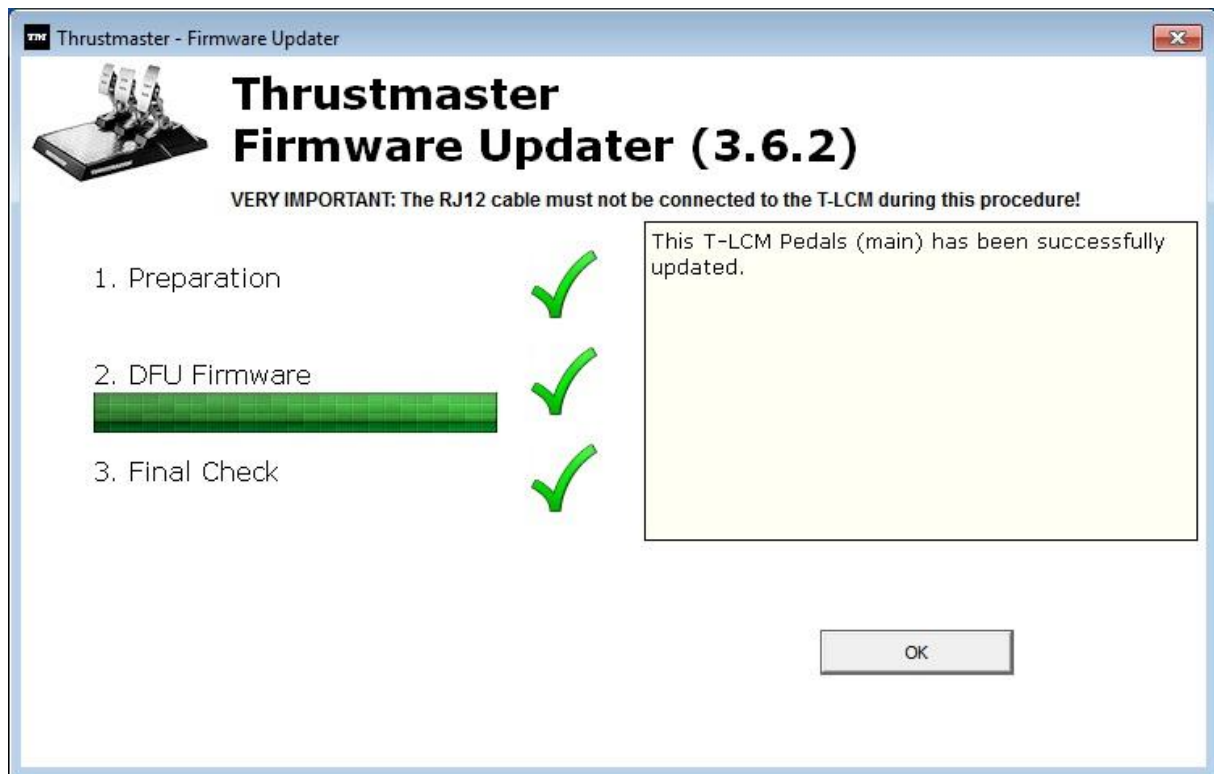


(available in the directory C:\Program Files\Guillemot\tmfwupdater\ as well)

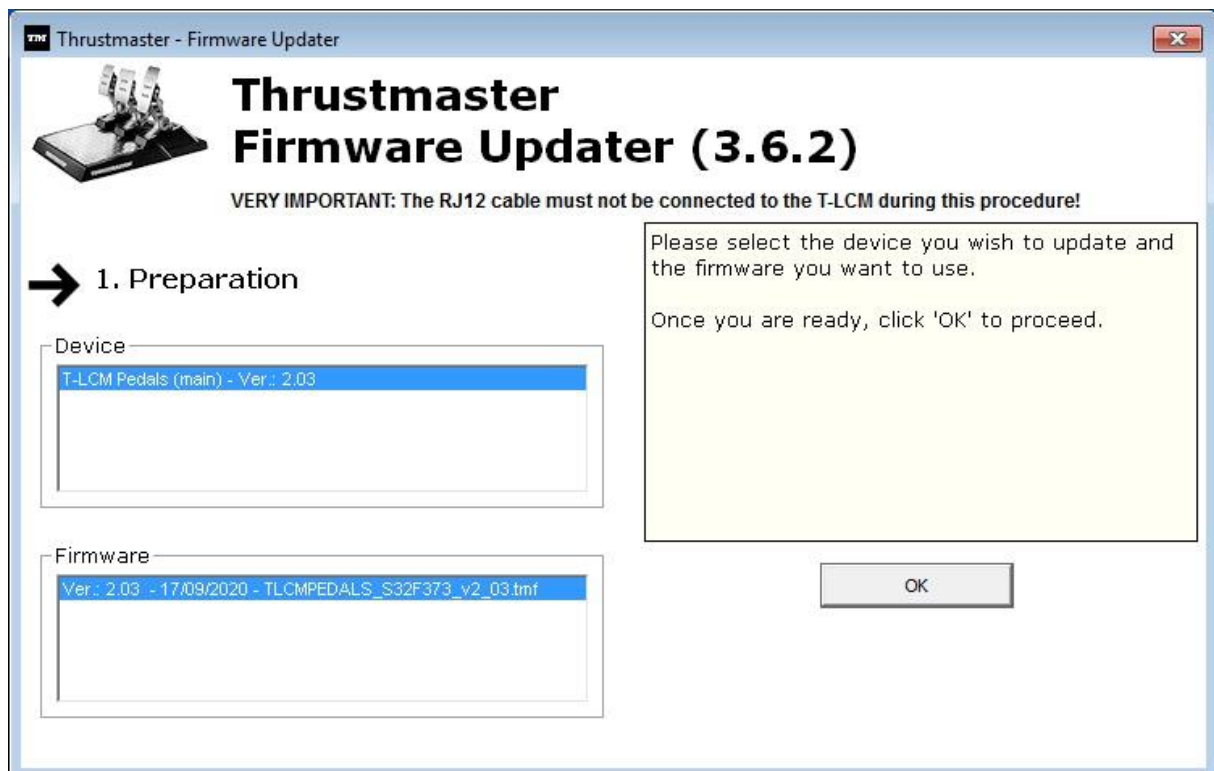
The firmware version of your T-LCM appears in the “**Device**” window, and the new one (2.03) in the “**Firmware**” window.



Click on “OK” to perform the update and follow instructions.



Click on "OK". The firmware version in the "Device" window is now 2.03.



Close the program, your T-LCM is now up to date.